

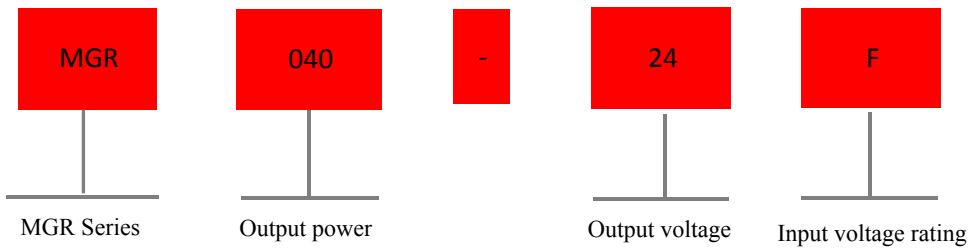
MGR040-□F Series



▲ Features

- Universal AC input/full range
- Protections: short circuit/overload/over voltage
- Cooling by free air convection
- Overload range 110%-150%
- Can be installed on DIN rail TS-35/7.5 or 15
- 100% full load burn -in test
- 3 years warranty

▲ Model code

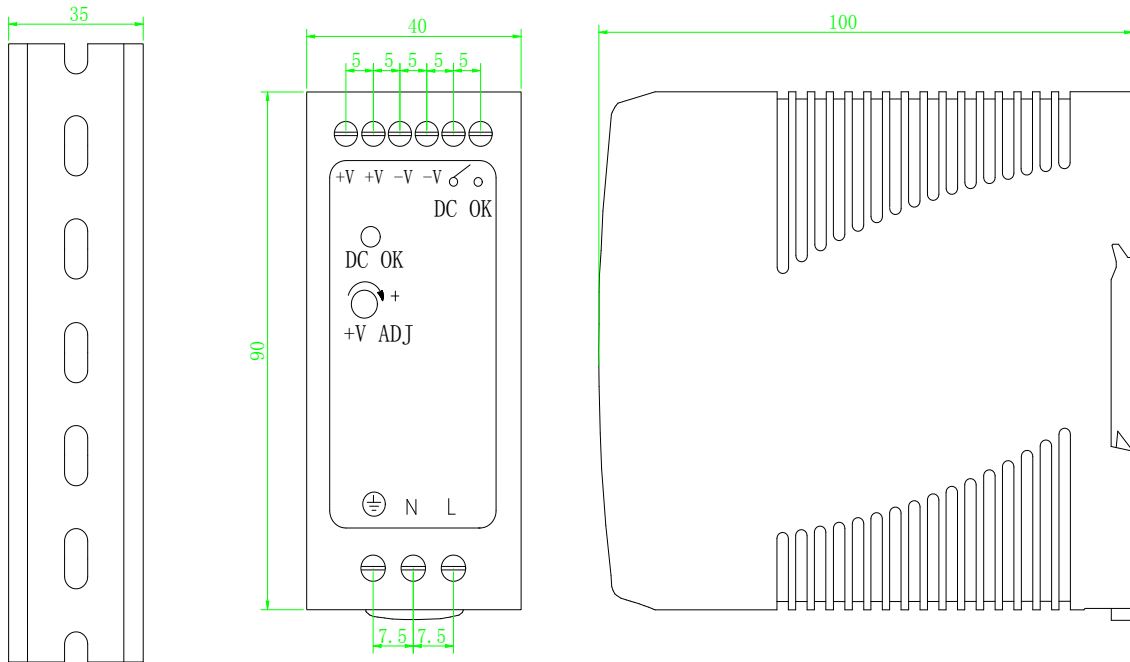




Electrical specifications

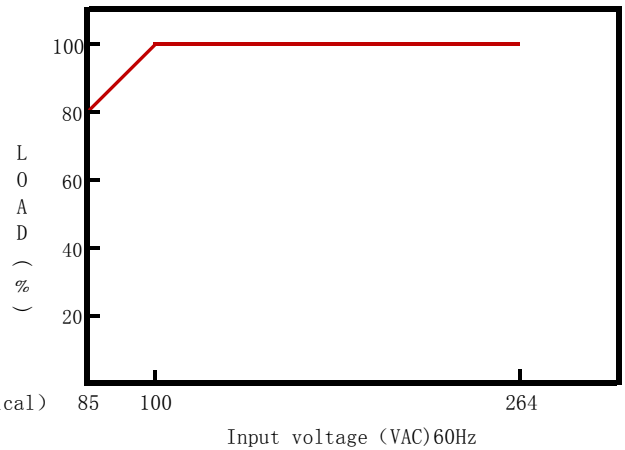
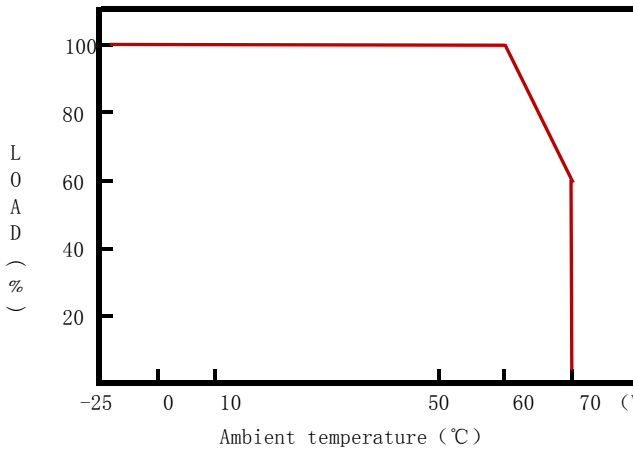
Input parameter				
Voltage range	85-264VAC 120-370VDC			
AC current	1A/230VAC 1.8A/115VAC			
Frequency range	47-63Hz			
Inrush current (max)	Cold start: 30A/115VAC 60A/230VAC			
Output parameter				
DC voltage (V)	5V	12V	24V	48V
Efficiency	78%	86%	88%	88%
Rated Current (A)	6A	3.33A	1.7A	0.83A
Rated power(W)	30W	40W	40.8W	39.8W
Voltage adj.range	±10%			
Ripple & noise(max)Note.1	80mVp-p	100mVp-p	120mVp-p	150mVp-p
Voltage tolerange Note.3	±2%	±1%	±1%	±1%
Line regulation	±1%	±1%	±1%	±1%
Load regulation	±1%	±1%	±1%	±1%
Setup, rise time Note.4	500ms 30ms/230VAC 500ms 30ms/115VAC(at full load)			
Hold up time	50ms/230VAC 20ms/115VAC(at full load)			
Status indicator	Green LED			
Protect function				
Overload	The rated output power is 105%-150%			
	Protection mode: Constant crrent limiting, recovers automatically after fault condition is removed			
Over voltage(V)	6.25-7.25V	15.6-18V	32-36V	57.6-64.8V
	Protection mode:Shut down O/P voltage ,re-power on to recover			
Safety and electromagnetic compatibility				
Withstand voltage	I/P-O/P:3KVAC I/P-FG:1.5KVAC O/P-FG:0.5KVAC			
Isolation resistance	I/P-O/P,I/P-FG,O/P-FG :100M Ohms/500VDC/25°C/70% RH			
Safety specification	60950-1、GB4943.1			
EMC emission	Design reference EN55022(CISPR22)Class B,EN61000-3-2,-3			
EMC immunity	Design reference EN61000-4-2, 3, 4, 5, 6, 8, 11, EN61000-6-1, light industry level, criteria A			
Environmental parameters				
Working temperature	- 25~+70 °C (Refer to "Derating curve ")			
Storage temperature	- 40~+85°C			
Storage humidity	10-95% RH			
Vibration	10-500Hz,2G 10 min/cycle X,Y,Z axis 60 minutes.			
The other parameters				
Mean time between failure	301.7K hrs min MIL-HDBK-217F(25°C)			
Installation	Ts35 installation			
Protection class	IP20			
Weight	0.32kg			
Length*width*height	90*40*100			
Order data	Parameters to describes	Order type		
	MGR 30W 6A/5V	MGR040-05F		
	MGR 40W 3.33A/12V	MGR040-12F		
	MGR 40.8W 1.7A/24V	MGR040-24F		
	MGR 39.8W 0.83A/48V	MGR040-48F		

Installation diagram



Install DIN rail TS35/7.5 or TS35/15
Tightening Torque Max. :5 kgf-cm (4.4 Lb-in)

Derating curve



- Note:**
1. Ripple & noise are measured at 20MHZ of bandwidth by using a "12"twisted pair-wire terminated with a 0.1uf & 47uf parallel capacitor.
 2. All parameters NOT specially mentioned are measured at 230VAC input, rated load and 25°C of ambient temperature.
 3. Tolerance: includes set up tolerance, line regulation and load regulation.
 4. Length of set up time is measured at cold first statr. Turning ON/OFF the power supply may lead to increase of the set up time.
 5. The ambient temperature derating of 3.5°C/1000m with fanless models and of 5°C/1000m with fan models for operating altitude higher than 2000m(6500ft).
 6. The power supply is considered a component which will be installed into a final equipment .The final equipment must be re-confirmed that is still meets EMC directives, For guidance on how to perform these EMC tests, please refer to EMI testing of component power supplies.